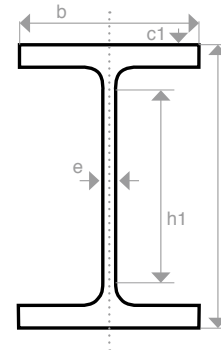
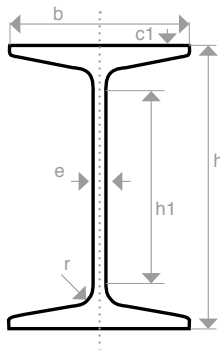





2.1 PERFILES ESTRUCTURALES

Fabricación según la norma de producto UNE-EN 10025-1: 2006

| PERFILES IPN | | | | | | |
|--------------|--------------|---------|---------|-----------|----------|----------|
| Dimensiones | | | | | | |
| PERFIL | Peso Kg/m | h mm | b mm | e=r mm | e1 mm | h1 mm |
| IPN 80 | 5,95 | 80 | 42 | 3,9 | 5,9 | 59 |
| IPN 100 | 8,32 | 100 | 50 | 4,5 | 6,8 | 75 |
| IPN 120 | 11,2 | 120 | 58 | 5,1 | 7,7 | 92 |
| IPN 140 | 14,4 | 140 | 66 | 5,7 | 8,6 | 109 |
| IPN 160 | 17,9 | 160 | 74 | 6,3 | 9,5 | 125 |
| IPN 180 | 21,9 | 180 | 82 | 6,9 | 10,4 | 142 |
| IPN 200 | 26,3 | 200 | 90 | 7,5 | 11,3 | 159 |
| IPN 220 | 31,1 | 220 | 98 | 8,1 | 12,2 | 175 |
| IPN 240 | 36,2 | 240 | 106 | 8,7 | 13,1 | 192 |
| IPN 260 | 41,9 | 260 | 113 | 9,4 | 14,1 | 208 |
| IPN 280 | 48,0 | 280 | 119 | 10,1 | 15,2 | 225 |
| IPN 300 | 54,2 | 300 | 125 | 10,8 | 16,2 | 241 |
| IPN 320 | 61,1 | 320 | 131 | 11,5 | 17,3 | 257 |
| IPN 340 | 68,1 | 340 | 137 | 12,2 | 18,3 | 274 |
| IPN 360 | 76,2 | 360 | 143 | 13,0 | 19,5 | 290 |
| IPN 380 | 84,0 | 380 | 149 | 13,7 | 20,5 | 306 |
| IPN 400 | 92,6 | 400 | 155 | 14,4 | 21,6 | 323 |
| IPN 450 | 115 | 450 | 170 | 16,2 | 24,3 | 363 |

| PERFILES HEB | | | | | | |
|--------------|--------------|---------|---------|---------|----------|----------|
| Dimensiones | | | | | | |
| PERFIL | Peso Kg/m | h mm | b mm | e mm | e1 mm | h1 mm |
| HEB 100 | 20,4 | 100 | 100 | 6,0 | 10,0 | 56 |
| HEB 120 | 26,7 | 120 | 120 | 6,5 | 11,0 | 74 |
| HEB 140 | 33,7 | 140 | 140 | 7,0 | 12,0 | 92 |
| HEB 160 | 42,6 | 160 | 160 | 8,0 | 13,0 | 104 |
| HEB 180 | 51,2 | 180 | 180 | 8,5 | 14,0 | 122 |
| HEB 200 | 61,3 | 200 | 200 | 9,0 | 15,0 | 134 |
| HEB 220 | 71,5 | 220 | 220 | 9,5 | 16,0 | 152 |
| HEB 240 | 83,2 | 240 | 240 | 10,0 | 17,0 | 167 |
| HEB 260 | 93 | 260 | 260 | 10,0 | 17,5 | 177 |
| HEB 280 | 103 | 280 | 280 | 10,5 | 18,0 | 196 |
| HEB 300 | 117 | 300 | 300 | 11,0 | 19,0 | 208 |
| HEB 320 | 127 | 320 | 300 | 11,5 | 20,5 | 225 |
| HEB 340 | 134 | 340 | 300 | 12,0 | 21,5 | 243 |
| HEB 360 | 142 | 360 | 300 | 12,5 | 22,5 | 261 |
| HEB 400 | 155 | 400 | 300 | 13,5 | 24,0 | 298 |
| HEB 450 | 171 | 450 | 300 | 14,0 | 26,0 | 344 |
| HEB 500 | 187 | 500 | 300 | 14,5 | 28,0 | 390 |
| HEB 550 | 199 | 550 | 300 | 15,0 | 29,0 | 438 |



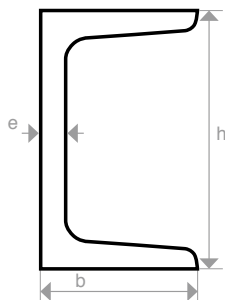




2.1 PERFILES ESTRUCTURALES

Fabricación según la norma de producto UNE-EN 10025-1: 2006

| PERFILES UPN | | | | |
|--------------|----------|------|------|------|
| Dimensiones | | | | |
| PERFIL | PesoKg/m | h mm | b mm | e mm |
| UPN 40 | 3,25 | 40 | 20 | 5,0 |
| UPN 50 | 4,00 | 50 | 25 | 6,0 |
| UPN 60 | 5,02 | 60 | 30 | 6,0 |
| UPN 80 | 8,64 | 80 | 45 | 6,0 |
| UPN 100 | 10,60 | 100 | 50 | 6,0 |
| UPN 120 | 13,40 | 120 | 55 | 7,0 |
| UPN 140 | 16,00 | 140 | 60 | 7,0 |
| UPN 160 | 18,80 | 160 | 65 | 7,5 |
| UPN 180 | 22,00 | 180 | 70 | 8,0 |
| UPN 200 | 25,30 | 200 | 75 | 8,5 |
| UPN 220 | 29,40 | 220 | 80 | 9,0 |
| UPN 240 | 33,20 | 240 | 85 | 9,5 |
| UPN 260 | 37,90 | 260 | 90 | 10 |
| UPN 280 | 41,80 | 280 | 95 | 10 |
| UPN 300 | 46,20 | 300 | 100 | 10 |



| PERFILES IPE | | | | | | |
|--------------|-----------|------|------|------|-------|-------|
| Dimensiones | | | | | | |
| PERFIL | Peso Kg/m | h mm | b mm | e mm | e1 mm | h1 mm |
| IPE 80 | 6,0 | 80 | 46 | 3,8 | 5,2 | 60 |
| IPE 100 | 8,1 | 100 | 55 | 4,1 | 5,7 | 75 |
| IPE 120 | 10,4 | 120 | 64 | 4,4 | 6,3 | 93 |
| IPE 140 | 12,9 | 140 | 73 | 4,7 | 6,9 | 112 |
| IPE 160 | 15,8 | 160 | 82 | 5,0 | 7,4 | 127 |
| IPE 180 | 18,8 | 180 | 91 | 5,3 | 8,0 | 146 |
| IPE 200 | 22,4 | 200 | 100 | 5,6 | 8,5 | 159 |
| IPE 220 | 26,2 | 220 | 110 | 5,9 | 9,2 | 178 |
| IPE 240 | 30,7 | 240 | 120 | 6,2 | 9,8 | 190 |
| IPE 270 | 36,1 | 270 | 135 | 6,6 | 10,2 | 220 |
| IPE 300 | 42,2 | 300 | 150 | 7,1 | 10,7 | 249 |
| IPE 330 | 49,1 | 330 | 160 | 7,5 | 11,5 | 271 |
| IPE 360 | 57,1 | 360 | 170 | 8,0 | 12,7 | 299 |
| IPE 400 | 66,3 | 400 | 180 | 8,6 | 13,5 | 331 |
| IPE 450 | 77,6 | 450 | 190 | 9,4 | 14,6 | 379 |
| IPE 500 | 90,7 | 500 | 200 | 10,2 | 16,0 | 426 |
| IPE 550 | 106 | 550 | 210 | 11,1 | 17,2 | 468 |
| IPE 600 | 122 | 600 | 220 | 12,0 | 19,0 | 514 |

